




# Certificate of Analysis

## Thaw and Culture Details


Cell Line Name	<b>CVCL_C7VX</b>	
WiCell Lot Number	<b>WB73547</b>	
Provider/Client	Albert Einstein College of Medicine – Dr. Frank Soldner	
Banked By	WiCell	
Thaw and Culture Recommendations	WiCell recommends thawing 1 vial into 1 well of a 6 well plate using iSCORE 01 medium and MEF. WiCell recommends thawing using ROCK Inhibitor for best results.	
Protocol	WiCell Feeder Based (MEF) Protocol 01 for Culture of MJFF iSCORE Lines	
Culture Platform Prior to Freeze	Medium: iSCORE 01 medium	Matrix: MEF
Passage Number	p38 Colony selection occurred at passage 28. Cells were cultured for 9 passages prior to freeze and post colony selection. Plated cells at thaw should be labeled passage 38.	
Date Vialled	28-November-2025	
Vial Label	CVCL_C7VX p38 WB73547  Store at -135C or colder Made in United States Research Use Only 	
Biosafety and Use Information	Appropriate biosafety precautions should be followed when working with these cells. The end user is responsible for ensuring that the cells are handled and stored in an appropriate manner. WiCell is not responsible for damages or injuries that may result from the use of these cells. Cells distributed by WiCell are intended for research purposes only and are not intended for use in humans.	



# Certificate of Analysis

## Results

Test Description	Test Provider	Test Method	Test Specification	Result
Karyotype	WiCell	G-T-L Banding performed on 20 metaphase cells	Expected karyotype	See Report
	<b>Results:</b> 46,XX <b>Interpretation:</b> This is a normal karyotype; no clonal abnormalities were detected at the stated band level of resolution.			
Post-Thaw Viable Cell Recovery	WiCell	Thaw using specified Thaw & Culture Recommendations	≥ 15 Undifferentiated Colonies prior to passage, ≤ 30% Differentiation prior to passage, and recoverable attachment after passage	Pass
Identity by STR	WiCell	PowerPlex 16 HS System by Promega™	Consistent with STR profile of deposited cell line	See Report
Mycoplasma	WiCell	PCR	Amplification of mycoplasma specific DNA detected with negative result	Pass
Sterility	Steris	Native Product Direct Transfer using FTM and TSB (ST/07)	Negative for growth following 14 days of culture	Pass

Approval Date	WiCell Quality Assurance Approval
03-April-2026	<div style="text-align: right;">4/3/2026</div>  <small>HEB            WiCell Quality Assurance            Signed by: Bruner, Haley</small>

The material provided under this certificate has been subjected to the tests specified and the results and data described herein are accurate based on WiCell's reasonable knowledge and belief. Appropriate Biosafety Level practices and universal precautions should always be used with this material. For clarity, the foregoing is governed solely by WiCell's Terms and Conditions of Service, which can be found at <http://www.wicell.org/privacyandterms>.

**Date Reported:** February 09, 2026

**Cell Line:** CVCL\_C7VX-WB73547

**Submitted Passage #:** 42

**Date of Sample:** 2/5/2026

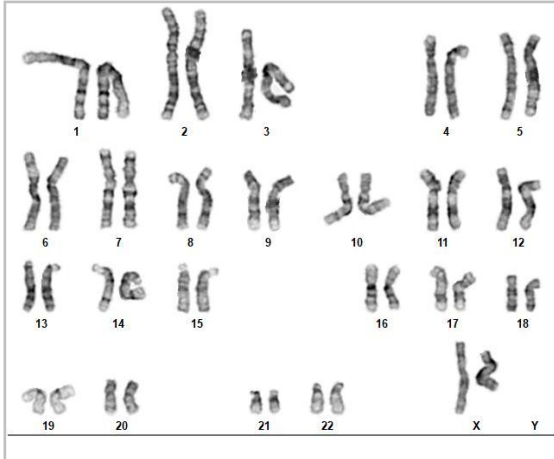
**Specimen:** Human Modified ESC

**Results:** 46,XX

**Cell Line Sex:** Female

**Reason for Testing:** LOT\_RELEASE

**Investigator:** WiCell Stem Cell Bank, WiCell



**Cell:** 16

**Slide:** G03

**Slide Type:** Karyotype

**Total Counted:** 20

**Total Analyzed:** 8

**Total Karyogrammed:** 4

**Band Resolution:** 400 - 450

**Interpretation:**

**This is a normal karyotype; no clonal abnormalities were detected at the stated band level of resolution.**

**Completed by:** Korrine Thornell, CG(ASCP)

**Reviewed and Interpreted by:** Justin Schleede, PhD, FACMG

*For internal use only*

**Date:** \_\_\_\_\_ **Sent By:** \_\_\_\_\_ **Sent To:** \_\_\_\_\_ **QC Review By:** \_\_\_\_\_

*Limitations: This assay allows for microscopic visualization of numerical and structural chromosome abnormalities. The size of structural abnormality that can be detected is >3-10Mb, dependent upon the G-band resolution obtained from this specimen. For the purposes of this report, band level is defined as the number of G-bands per haploid genome. It is documented here as "band level", i.e., the range of bands determined from the four karyograms in this assay. Detection of heterogeneity of clonal cell populations in this specimen (i.e., mosaicism) is limited by the number of metaphase cells examined, documented here as "# of cells counted".*

*This assay was conducted solely for listed investigator/institution. The results of this assay are for research use only. Unless otherwise mutually agreed in writing, the services provided to you hereunder by WiCell Research Institute, Inc. ("WiCell") are governed solely by WiCell's Terms and Conditions of Service, found at [www.wicell.org/privacyandterms](http://www.wicell.org/privacyandterms). Any terms you may attach to a purchase order or other document that are inconsistent, add to, or conflict with WiCell's Terms and Conditions of Service are null and void and of no legal force or effect.*



# Short Tandem Repeat

Requestor: WiCell Stem Cell Bank, WiCell

Report Date: 17Feb26

Form SOP-89.01

Version 16.0

Sample Name	CVCL_C7VX- WB73547 p42	CVCL_C7VJ- WB73546 p50	CVCL_C7VD- WB73537 p40
WiCell CTR No. <sup>1</sup>	110556	110555	110498
FGA	22, 23	Identifying information has been redacted to protect donor confidentiality. If more information is required, please contact <a href="mailto:info@wicell.org">info@wicell.org</a>	
TPOX	8, 9		
D8S1179	11, 13		
vWA	14, 20		
Amelogenin	X, X		
Penta_D	9, 13		
CSF1PO	10, 12		
D16S539	11, 13		
D7S820	10, 11		
D13S317	11, 14		
D5S818	11, 12		
Penta_E	7, 18		
D18S51	16, 16		
D21S11	30, 32.2		
TH01	9.3, 9.3		
D3S1358	14, 17		
Allelic Polymorphisms	28	28	28
Matches <sup>2</sup>	See Results	See Results	See Results
Comments			

<sup>1</sup> CTR No.: Characterization Test Request Number; also known as a laboratory accessioning number.

<sup>2</sup> The STR profile of the sample(s) listed are a 100% match for the given sample unless otherwise specified.



# Short Tandem Repeat

Requestor: WiCell Stem Cell Bank, WiCell

Report Date: 17Feb26

Form SOP-89.01

Version 16.0

**Assay Description:** Short Tandem Repeat (STR) analysis is performed using the PowerPlex® 16 HS System by Promega™. Results are reported as 13 CODIS STR markers, Amelogenin for sex determination and two low-stutter, highly discriminating pentanucleotide STR markers.

**Results:** The genotypic profiles comprise a range of 28 allelic polymorphisms across the 15 STR loci analyzed. Samples 110556, 110555, and 110498 are a 100% match to each other and to 109380, 109332, 110456, 110410, 109577, 109682, 109744, 109490, 109407, 109139, and additional profiles. Additional matches can be provided upon request.

**Interpretation:** The concentration of DNA required to achieve an acceptable STR genotype (signal/ noise) was equivalent to that required for the standard procedure (~1 ng/amplification reaction) from human genomic DNA. These results suggest that the cells submitted correspond to the cell lines as named and were not contaminated with any other human cells or a significant amount of mouse feeder layer cells.

**Sensitivity:** Sensitivity limits for detection of STR polymorphisms unique to either this or other human cell lines is ~2-4%.

2/17/2026	2/17/2026	2/17/2026
<b>X</b> Steph Dos Santos	<b>X</b> Michael Mussar	<b>X</b> Manda Weber
Tech #1 Characterization Signed by: Dos Santos, Stephany	Tech #2 Characterization Signed by: Mussar, Michael	QA Approval Quality Assurance Signed by: Weber, Manda

*Unless otherwise mutually agreed in writing, the services provided to you hereunder by WiCell Research Institute, Inc. ("WiCell") are governed solely by WiCell's Terms and Conditions of Service, found at [www.wicell.org/privacyandterms](http://www.wicell.org/privacyandterms). Any terms you may attach to a purchase order or other document that are inconsistent, add to, or conflict with WiCell's Terms and Conditions of Service are null and void and of no legal force or effect. Raw data is available upon request.*



# Mycoplasma Assay Report

PCR-based assay performed by WiCell  
WiCell Stem Cell Bank, WiCell  
11Feb26

Form SOP-83.01  
Version 7.0

Sample Name	Result	Interpretation
CVCL_C7VX-WB73547 p42 (110556)	Negative	Band was not seen at 270bp, indicating the absence of mycoplasma.
CVCL_C7VJ-WB73546 p50 (110555)	Negative	Band was not seen at 270bp, indicating the absence of mycoplasma.
Positive (+) Control	Positive	
Negative (-) Control	Negative	

## Assay Description

Sample is tested for presence of mycoplasma using EZ-PCR™ Mycoplasma Detection Kit (Sartorius).

2/17/2026	2/17/2026	2/17/2026
<b>X</b> Steph Dos Santos	<b>X</b> Dylan Peters	<b>X</b> Manda Weber
Tech #1 Characterization Signed by: Dos Santos, Stephany	Tech #2 Characterization Signed by: Peters, Dylan	QA Review Quality Assurance Signed by: Weber, Manda

*Unless otherwise mutually agreed in writing, the services provided to you hereunder by WiCell Research Institute, Inc. ("WiCell") are governed solely by WiCell's Terms and Conditions of Service, found at [www.wicell.org/privacyandterms](http://www.wicell.org/privacyandterms). Any terms you may attach to a purchase order or other document that are inconsistent, add to, or conflict with WiCell's Terms and Conditions of Service are null and void and of no legal force or effect.*

*A gel image is available upon request.*

# Native Product Sterility Report



WiCell Research Institute  
504 S Rosa Road, Rm 101  
Madison, WI 53719

SAMPLE #: 26010721  
DATE RECEIVED: 29-Jan-26  
TEST INITIATED: 30-Jan-26  
TEST COMPLETED: 13-Feb-26

SAMPLE NAME / DESCRIPTION: ZFN 1.13-WB69974  
SUSL-073\_C3-WB69976  
SUSL-073\_C8-WB69975  
SUSL-066\_C2-WB69973  
SUSL-073\_C10-WB70383  
ZFN 1.7-WB70384  
SUSL-067\_C10-WB73567  
SUSL-066\_C5-WB73568  
SUSL-067\_C12-WB73573  
SUSL-067\_C9-WB73565  
SUSL-066\_C4-WB73572  
H9-CAG-ChR2-EYFP-WB73692  
H9-CAG-ChR2-EYFP-WB73695  
CVCL\_C7VX-WB73547  
CVCL\_C7VJ-WB73546  
CVCL\_C7UX-WB73545  
CVCL\_C7VD-WB73537

UNIQUE IDENTIFIER: N/A

## TEST RESULTS:

# Tested	# Positives (Growth)	- Control
17	0	2 Negatives

## TEST SUMMARY:

# Samples	Media Type	Volume (mL)	Incubation Temperature (° C)	Incubation Duration (Days)
17	TSB	40	20-25	14
17	FTG	40	30-35	14

REFERENCE: Processed according to LAB-003: Sterility Test Procedure

PD #: 000053

TEST METHODOLOGY: USP - Direct Transfer

# Native Product Sterility Report



COMMENTS: Sample 26010721

AUTHORIZED BY Lee Yang

DATE 17 Feb 26

Specific test results may not be indicative of the characteristics of any other samples from the same lot or similar lots. This test report shall not be reproduced, except in full, without prior written approval. Liability is limited to the costs of the tests. Results applied to samples as received.