




# Certificate of Analysis

## Thaw and Culture Details


Cell Line Name	<b>WC051i-FX08-23</b>	
WiCell Lot Number	<b>WB73788</b>	
Parent Material	WC051i-FX08-23-WB67327	
Provider/Client	University of Wisconsin - Dr. Anita Bhattacharyya	
Banked By	WiCell	
Thaw and Culture Recommendations	WiCell recommends thawing 1 vial into 3 well of a 6 well plate using TeSR™-E8™ and Matrigel®.	
Protocol	WiCell Feeder Independent Pluripotent Stem Cell Protocol	
Culture Platform Prior to Freeze	Medium: TeSR™-E8™	Matrix: Matrigel®
Passage Number	p8 Cells were cultured for 7 passages prior to freeze and post reprogramming. Plated cells at thaw should be labeled passage 8.	
Date Viald	14-FEBRUARY-2026	
Vial Label	WC051i-FX08-23 p8 WB73788  Store at -135C or colder Made in United States Research Use Only 	
Biosafety and Use Information	Appropriate biosafety precautions should be followed when working with these cells. The end user is responsible for ensuring that the cells are handled and stored in an appropriate manner. WiCell is not responsible for damages or injuries that may result from the use of these cells. Cells distributed by WiCell are intended for research purposes only and are not intended for use in humans.	



# Certificate of Analysis

## Results

Test Description	Test Provider	Test Method	Test Specification	Result
Karyotype	WiCell	G-T-L Banding performed on 20 metaphase cells	Expected karyotype	See Report
	<p><b>Results:</b> 46,XY  <b>Interpretation:</b> This is a normal karyotype; no clonal abnormalities were detected at the stated band level of resolution.</p>			
Post-Thaw Viable Cell Recovery	WiCell	Thaw using specified Thaw & Culture Recommendations	≥ 15 Undifferentiated Colonies prior to passage, ≤ 30% Differentiation prior to passage, and recoverable attachment after passage	Pass
Identity by STR	WiCell	PowerPlex 16 HS System by Promega™	Consistent with STR profile of donor material	See Report
Mycoplasma	WiCell	PCR	Amplification of mycoplasma specific DNA detected with negative result	Pass
Sterility	Steris	Native Product Direct Transfer using FTM and TSB (ST/07)	Negative for growth following 14 days of culture	Pass

Approval Date	WiCell Quality Assurance Approval
22-April-2026	<div style="text-align: right;">4/22/2026</div>  <p>X HEB  <small>HEB            WiCell Quality Assurance            Signed by: Bruner, Haley</small></p>

The material provided under this certificate has been subjected to the tests specified and the results and data described herein are accurate based on WiCell's reasonable knowledge and belief. Appropriate Biosafety Level practices and universal precautions should always be used with this material. For clarity, the foregoing is governed solely by WiCell's Terms and Conditions of Service, which can be found at <http://www.wicell.org/privacyandterms>.

**Date Reported:** March 23, 2026

**Cell Line Sex:** Male

**Cell Line:** WC051i-FX08-23-WB73788

**Reason for Testing:** LOT\_RELEASE

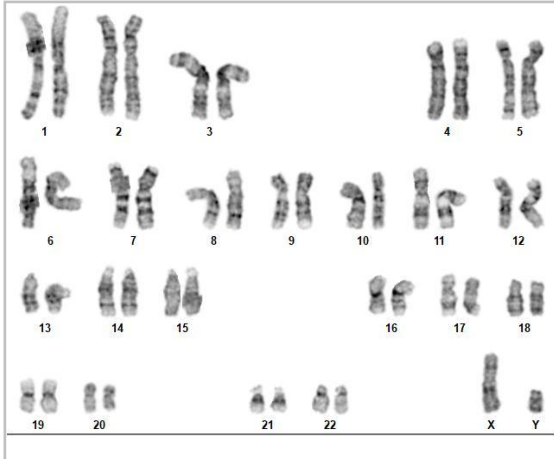
**Submitted Passage #:** 8

**Date of Sample:** 3/19/2026

**Investigator:** WiCell Stem Cell Bank, WiCell

**Specimen:** Human iPSC

**Results:** 46,XY



**Cell:** 22

**Slide:** G02

**Slide Type:** Karyotype

**Total Counted:** 20

**Total Analyzed:** 8

**Total Karyogrammed:** 4

**Band Resolution:** 400 - 425

**Interpretation:**

**This is a normal karyotype; no clonal abnormalities were detected at the stated band level of resolution.**

**Completed by:** Davena Lira, CG(ASCP)

**Reviewed and Interpreted by:** Justin Schleede, PhD, FACMG

*For internal use only*

**Date:** \_\_\_\_\_ **Sent By:** \_\_\_\_\_ **Sent To:** \_\_\_\_\_ **QC Review By:** \_\_\_\_\_

*Limitations: This assay allows for microscopic visualization of numerical and structural chromosome abnormalities. The size of structural abnormality that can be detected is >3-10Mb, dependent upon the G-band resolution obtained from this specimen. For the purposes of this report, band level is defined as the number of G-bands per haploid genome. It is documented here as "band level", i.e., the range of bands determined from the four karyograms in this assay. Detection of heterogeneity of clonal cell populations in this specimen (i.e., mosaicism) is limited by the number of metaphase cells examined, documented here as "# of cells counted".*

*This assay was conducted solely for listed investigator/institution. The results of this assay are for research use only. Unless otherwise mutually agreed in writing, the services provided to you hereunder by WiCell Research Institute, Inc. ("WiCell") are governed solely by WiCell's Terms and Conditions of Service, found at [www.wicell.org/privacyandterms](http://www.wicell.org/privacyandterms). Any terms you may attach to a purchase order or other document that are inconsistent, add to, or conflict with WiCell's Terms and Conditions of Service are null and void and of no legal force or effect.*



# Short Tandem Repeat

Requestor: WiCell Stem Cell Bank, WiCell

Report Date: 25Mar26

Form SOP-89.01

Version 16.0

Sample Name	WC051i-FX08-23-WB73788 p8	CBiPS-LZ6+3-PCBC-WB73791 p33
WiCell CTR No. <sup>1</sup>	110966	110965
FGA	Identifying information has been redacted to protect donor confidentiality. If more information is required, please contact <a href="mailto:info@wicell.org">info@wicell.org</a>	
TPOX		
D8S1179		
vWA		
Amelogenin		
Penta_D		
CSF1PO		
D16S539		
D7S820		
D13S317		
D5S818		
Penta_E		
D18S51		
D21S11		
TH01		
D3S1358		
Allelic Polymorphisms	25	25
Matches <sup>2</sup>	72496, 72497, 78797, 78728, 78948	77900
Comments		

<sup>1</sup> CTR No.: Characterization Test Request Number; also known as a laboratory accessioning number.

<sup>2</sup> The STR profile of the sample(s) listed are a 100% match for the given sample unless otherwise specified.



# Short Tandem Repeat

Requestor: WiCell Stem Cell Bank, WiCell

Report Date: 25Mar26

Form SOP-89.01

Version 16.0

**Assay Description:** Short Tandem Repeat (STR) analysis is performed using the PowerPlex® 16 HS System by Promega™. Results are reported as 13 CODIS STR markers, Amelogenin for sex determination and two low-stutter, highly discriminating pentanucleotide STR markers.

**Results:** The genotypic profiles comprise a range of 25 allelic polymorphisms across the 15 STR loci analyzed.

**Interpretation:** The concentration of DNA required to achieve an acceptable STR genotype (signal/ noise) was equivalent to that required for the standard procedure (~1 ng/amplification reaction) from human genomic DNA. These results suggest that the cells submitted correspond to the cell lines as named and were not contaminated with any other human cells or a significant amount of mouse feeder layer cells.

**Sensitivity:** Sensitivity limits for detection of STR polymorphisms unique to either this or other human cell lines is ~2-4%.

3/25/2026	3/26/2026	3/25/2026
<p><b>X</b> Amber Kuhn</p> <hr/> <p>Tech #1 Characterization Signed by: Kuhn, Amber</p>	<p><b>X</b> Michael Mussar</p> <hr/> <p>Tech #2 Characterization Signed by: Mussar, Michael</p>	<p><b>X</b> Manda Weber</p> <hr/> <p>QA Approval Quality Assurance Signed by: Weber, Manda</p>

*Unless otherwise mutually agreed in writing, the services provided to you hereunder by WiCell Research Institute, Inc. ("WiCell") are governed solely by WiCell's Terms and Conditions of Service, found at [www.wicell.org/privacyandterms](http://www.wicell.org/privacyandterms). Any terms you may attach to a purchase order or other document that are inconsistent, add to, or conflict with WiCell's Terms and Conditions of Service are null and void and of no legal force or effect. Raw data is available upon request.*



# Mycoplasma Assay Report

PCR-based assay performed by WiCell  
WiCell Stem Cell Bank, WiCell  
26Mar26

Form SOP-83.01  
Version 7.0

Sample Name	Result	Interpretation
WC053i-FX08-25-WB73789 p12 (110990)	Negative	Band was not seen at 270bp, indicating the absence of mycoplasma.
CBiPS-LZ6+3-PCBC-WB73791 p33 (110965)	Negative	Band was not seen at 270bp, indicating the absence of mycoplasma.
WC051i-FX08-23-WB73788 p8 (110966)	Negative	Band was not seen at 270bp, indicating the absence of mycoplasma.
Positive (+) Control	Positive	
Negative (-) Control	Negative	

Assay Description
Sample is tested for presence of mycoplasma using EZ-PCR™ Mycoplasma Detection Kit (Sartorius).

3/26/2026	3/27/2026	3/27/2026
<b>X</b> Julia Graham Tech #1 Characterization Signed by: Graham, Julia	<b>X</b> Amber Kuhn Tech #2 Characterization Signed by: Kuhn, Amber	<b>X</b> Manda Weber QA Review Quality Assurance Signed by: Weber, Manda

Unless otherwise mutually agreed in writing, the services provided to you hereunder by WiCell Research Institute, Inc. ("WiCell") are governed solely by WiCell's Terms and Conditions of Service, found at [www.wicell.org/privacyandterms](http://www.wicell.org/privacyandterms). Any terms you may attach to a purchase order or other document that are inconsistent, add to, or conflict with WiCell's Terms and Conditions of Service are null and void and of no legal force or effect.

A gel image is available upon request.

# Native Product Sterility Report



WiCell Research Institute  
504 S Rosa Road, Rm 101  
Madison, WI 53719

SAMPLE #: 26030921  
DATE RECEIVED: 26-Mar-26  
TEST INITIATED: 26-Mar-26  
TEST COMPLETED: 09-Apr-26

SAMPLE NAME / DESCRIPTION: CVCL C7VH-WB73566  
CBiPS-LZ6+3-PCBC-WB73791  
iPS DF19-9-11T.H-WB73706  
iPS DF19-9-11T.H-WB73707  
STAN255i-649C1-WB73783  
STAN269i-720C2-WB73782  
UCSD080i-1-13-WB73709  
UCSD081i-1-14-WB73758  
UCSD167i-99-1-WB73801  
WC051i-FX08-23-WB73788  
WC053i-FX08-25-WB73789

UNIQUE IDENTIFIER: N/A

## TEST RESULTS:

# Tested	# Positives (Growth)	- Control
11	0	2 Negatives

## TEST SUMMARY:

# Samples	Media Type	Volume (mL)	Incubation Temperature (° C)	Incubation Duration (Days)
11	TSB	40	20-25	14
11	FTG	40	30-35	14

REFERENCE: Processed according to LAB-003: Sterility Test Procedure

PD #: 000053

TEST METHODOLOGY: USP - Direct Transfer

COMMENTS: NA

AUTHORIZED BY

DATE 10 APR 2026

Specific test results may not be indicative of the characteristics of any other samples from the same lot or similar lots. This test report shall not be reproduced, except in full, without prior written approval. Liability is limited to the costs of the tests. Results applied to samples as received.