



## Thaw and Culture Details

Cell Line Name	JFNY1
WiCell Lot Number	DB29680
Provider	Jain Foundation
Banked By	Cellular Dynamics International
Thaw and Culture Recommendations	WiCell recommends thawing 1 vial into 1 well of a 6 well plate.
Culture Platform	Feeder Independent
	Medium: E8 Medium
	Matrix: Matrigel®
Protocol	WiCell Feeder Independent E8 Medium Protocol.
Passage Number	p11 These cells were cultured for 11 passages prior to freeze and post reprogramming. Add +1 to the passage number to best represent the overall passage number of the cells at thaw.
Date Vialied	21-August-2014
Vial Label	MyCell® Products Cat #: iPSC Lot #: 01456.103.11 Passage #: 11 Storage Temp Liquid Nitrogen
Biosafety and Use Information	Appropriate biosafety precautions should be followed when working with these cells. The end user is responsible for ensuring that the cells are handled and stored in an appropriate manner. WiCell is not responsible for damages or injuries that may result from the use of these cells. Cells distributed by WiCell are intended for research purposes only and are not intended for use in humans.

## Testing Performed by WiCell

Test Description	Test Provider	Test Method	Test Specification	Result
Post-Thaw Viable Cell Recovery	WiCell	SOP-CH-305	Recoverable attachment after passage	Pass
Identity by STR	UW Translational Research Initiatives in Pathology Laboratory	PowerPlex 16 HS System by Promega	Defines profile	Pass
Sterility	Biotest Laboratories	ST/07	Negative	Pass
Mycoplasma	WiCell	SOP-QU-004	Negative	Pass
Karyotype by G-banding	WiCell	SOP-CH-003	Report karyotype	Pass



## Testing Reported by Provider

This testing was performed prior to banking unless otherwise specified.

Test Description	Method	Result
Genetic Analysis	Karyotype by G-Banding	Normal Karyotype
Pluripotency	Multiplex RT-PCR to quantify endogenous expression of 7 genes. Scores generated from the analysis predict probability samples are iPSC-like.	Passing sample score $\geq 0.9$
Mycoplasma	Commercially available mycoplasma detection kit.	Negative
Human Virus Testing	HIV I/II CPT Code 87389; detects both antigen and antibodies for HIV I and HIV II. HBV CPT Code 87340; detects Hepatitis B surface antigen. HCV CPT Code 86803; Immunoassay detects Hepatitis C antibody.	Donor samples tested negative for the following human viruses. HIV I HIV II HBV HCV
Identity	Multiplex STR analysis of 9 commonly used alleles.	Match of iPS cell line to incoming donor material.

Approval Date	Quality Assurance Approval
21-December-2015	4/6/2017 X AMK AMK Quality Assurance Signed by Klade, Anjelica

# Short Tandem Repeat Analysis

Department of Pathology and Laboratory Medicine  
TRIP Laboratory (Molecular)  
<http://www.pathology.wisc.edu/research/trip>

WiCell®  
info@wicell.org  
(888) 204-1782

**Sample Report:**

12334-STR  
**Sample Name on Tube:** 12334-STR  
67.9 ng/μL, (A260/280=1.83)  
**Sample Type:** Cells  
**Cell Count:** ~2 million cells

**Requestor:**

WiCell Research Institute  
Quality Department

**Sample Date:** N/A

**Receive Date:** 03/20/17  
**Assay Date:** 03/21/17  
**File Name:** STR 170322 wmr  
**Report Date:** 03/24/17

STR Locus	STR Genotype Repeat #	STR Genotype
FGA	16-18,18.2,19,19.2,20,20.2,21,21.2,22, 22.2, 23, 23.2, 24, 24.2, 25, 25.2, 26-30, 31.2, 43.2, 44.2,45.2, 46.2	Identifying information has been redacted to protect donor confidentiality. If more information is required, please, contact <a href="#">WiCell's Technical Support</a> .
TPOX	6-13	
D8S1179	7-18	
vWA	10-22	
Amelogenin	X,Y	
Penta_D	2.2, 3.2, 5, 7-17	
CSF1PO	6-15	
D16S539	5, 8-15	
D7S820	6-14	
D13S317	7-15	
D5S818	7-16	
Penta_E	5-24	
D18S51	8-10, 10.2, 11-13, 13.2, 14-27	
D21S11	24,24.2,25,25.2,26-28,28.2,29,29.2, 30, 30.2,31, 31.2,32,32.2,33,33.2, 34,34.2,35,35.2,36-38	
TH01	4-9,9.3,10-11,13.3	
D3S1358	12-20	

**Results:** Based on the 12334-STR cells submitted by WiCell QA dated and received on 03/20/17, this sample (Label on Tube: 12334-STR) defines the STR profile of the human stem cell line JFNY1 comprising 25 allelic polymorphisms across the 15 STR loci analyzed.

**Interpretation:** No STR polymorphisms other than those corresponding to the human JFNY1 stem cell line were detected and the concentration of DNA required to achieve an acceptable STR genotype (signal/ noise) was equivalent to that required for the standard procedure (~1 ng/amplification reaction) from human genomic DNA. This result suggests that the 12334-STR sample submitted corresponds to the JFNY1 stem cell line and was not contaminated with any other human stem cells or a significant amount of mouse feeder layer cells.

**Sensitivity:** Sensitivity limits for detection of STR polymorphisms unique to either this or other human stem cell lines is ~2-5%.

X RMB

Digitally Signed on 03/24/17

TRIP Laboratory, Molecular

X WMR

Digitally Signed on 03/24/17

PhD, Director / Co-Director  
UWHC Molecular Diagnostics Laboratory / UWSPH TRIP Laboratory

Testing was accomplished by analysis of human genetic polymorphisms at STR loci. This methodology has not yet been approved by the FDA and is for investigational use only.

Acknowledge TRIP in your publications, posters & presentations. For details, see: <http://www.pathology.wisc.edu/research/trip/acknowledging>

TRIP agrees to maintain the confidentiality of any information provided to it in connection with its performance of this STR analysis on the same conditions as set forth in paragraph 2 of WiCell's Terms and Conditions of Service (<http://www.wicell.org/media.acux/1a429b84-2b54-44a4-8ad8-5c05db93dd8a>).

# Sterility Report

**Biotest Laboratories, Inc.**

*Making life-saving products possible*

WiCell Research Institute, Inc.  
WiCell Quality Assurance  
504 South Rosa Road, Room 101  
Madison, WI 53719

BIOTEST SAMPLE # 16032814

VALIDATION # NG

TEST PURPOSE NG

PRODUCT UCSD001i-5-1-DB25307 11584, UCSD002i-16-1-DB25351 11585, UCSD003i-16-2-DB25354 11586, UCSD004i-42-1-DB25357 11587, UCSD005i-43-1-DB25344 11588, JFRBi3-DB29686 11589, JFRBi2-DB29695 11590, JFRBi1-DB29683 11591, JFNY1-DB29680 11592, NSC-H14iPSZeng-DB0010 11593

PRODUCT LOT NA

STERILE LOT NA

BI LOT NA

STERILIZATION LOT NA

BI EXPIRATION DATE NA

STERILIZATION DATE NA

DATE RECEIVED 2016-03-30

STERILIZATION METHOD NA

TEST INITIATED 2016-04-18

SAMPLING BLDG / ROOM NA

TEST COMPLETED 2016-05-02

REFERENCE Processed according to LAB-003: Sterility Test Procedure

Ten (10) products were each divided between 40 mL TSB and 40 mL FTG. The samples were then cultured at 20-25 C and 30-35 C respectively and were monitored for a minimum of 14 days.

- USP  
 BI Manufacturers Specifications  
 Other

RESULTS	# POSITIVES	# TESTED	POSITIVE CONTROL	NEGATIVE CONTROL
Sterile	0	10	NA	2 Negatives

COMMENTS NA

REVIEWED BY

*Dessand*

DATE

*02 MAY 16*

Specific test results may not be indicative of the characteristics of any other samples from the same lot or similar lots. Liability is limited to the costs of the tests.

Biotest Laboratories ■ 9303 West Broadway Ave. ■ Brooklyn Park, MN 55445 ■ USA ■ (763) 315-1200

A subsidiary of STERIS Corporation





# Mycoplasma Detection Assay Report

Testing Performed by WiCell

Lot Release

March 08, 2017

FORM SOP-QU-004.01

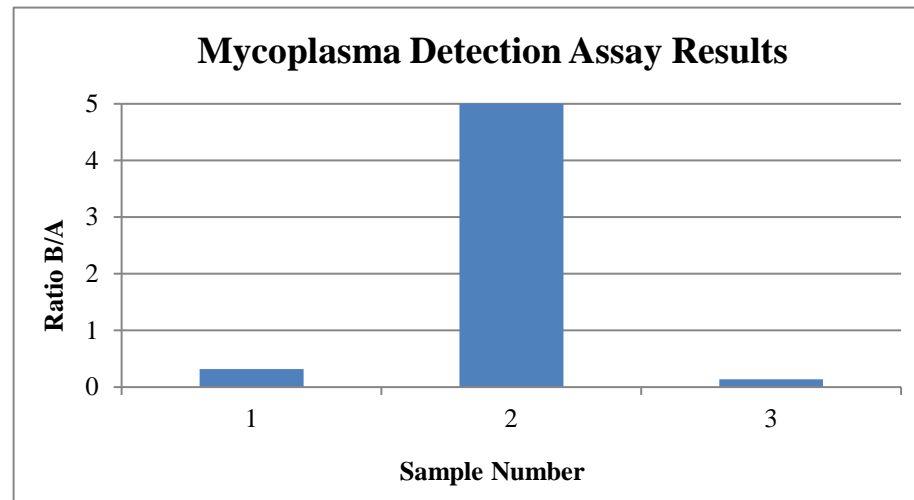
Version F Edition 02

Reported by: OG

Reviewed by: JB

BD Monolight 180

#	Sample Name	Reading A			Reading B			Ratio B/A	Result	Comments/Suggestions
		RLU1	RLU2	Ave	RLU1	RLU2	Ave			
1	JFNY1-DB29680 12334	254	271	262.5	82	86	84	0.32	Negative	
2	Positive (+) Control	263	261	262	31599	31918	31759	121.22	Positive	
3	Negative (-) Control	292	298	295	41	40	40.5	0.14	Negative	



**Date Reported:** Monday, March 27, 2017

**Cell Line:** JFNY1-DB29680 12334

**Passage#:** 13

**Date of Sample:** 3/17/2017

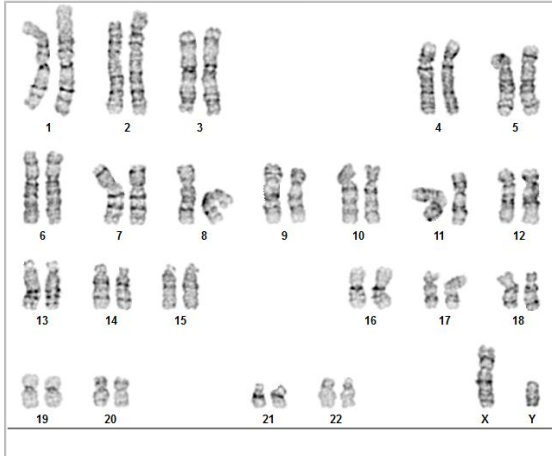
**Specimen:** iPSC

**Results:** 46,XY

**Cell Line Gender:** Male

**Reason for Testing:** Lot release testing

**Investigator:** [REDACTED], WiCell CDM



**Cell:** 47

**Slide:** 1

**Slide Type:** Karyotype

**Total Counted:** 20

**Total Analyzed:** 8

**Total Karyogrammed:** 4

**Band Resolution:** 450 - 525

### Interpretation:

**This is a normal karyotype. No clonal abnormalities were detected at the stated band level of resolution.**

**Completed by:** [REDACTED] ntre, CG(ASCP)

**Reviewed and Interpreted by:** [REDACTED], PhD, FACMG

**A signed copy of this report is available upon request.**

**Date:** \_\_\_\_\_ **Sent By:** \_\_\_\_\_ **Sent To:** \_\_\_\_\_ **QC Review By:** \_\_\_\_\_

*Limitations: This assay allows for microscopic visualization of numerical and structural chromosome abnormalities. The size of structural abnormality that can be detected is >3-10Mb, dependent upon the G-band resolution obtained from this specimen. For the purposes of this report, band level is defined as the number of G-bands per haploid genome. It is documented here as "band level", i.e., the range of bands determined from the four karyograms in this assay. Detection of heterogeneity of clonal cell populations in this specimen (i.e., mosaicism) is limited by the number of metaphase cells examined, documented here as "# of cells counted".*

*This assay was conducted solely for listed investigator/institution. The results may not be relied upon by any other party without the prior written consent of the Director of the WiCell Cytogenetics Laboratory. The results of this assay are for research use only. If the results of this assay are to be used for any other purpose, contact the Director of the WiCell Cytogenetics Laboratory.*

*Unless otherwise mutually agreed in writing, the services provided to you hereunder by WiCell Research Institute, Inc. ("WiCell") are governed solely by WiCell's Terms and Conditions of Service, found at [www.wicell.org/privacyandterms](http://www.wicell.org/privacyandterms). Any terms you may attach to a purchase order or other document that are inconsistent, add to, or conflict with WiCell's Terms and Conditions of Service are null and void and of no legal force or effect.*



# Testing Reported by Provider

The testing reports following this placeholder are described on the certificate of analysis found in the beginning of this packet.

**Date Reported:** Friday, August 08, 2014

**Cell Line:** VIH0029

**Passage#:** 8

**Date of Sample:** 8/1/2014

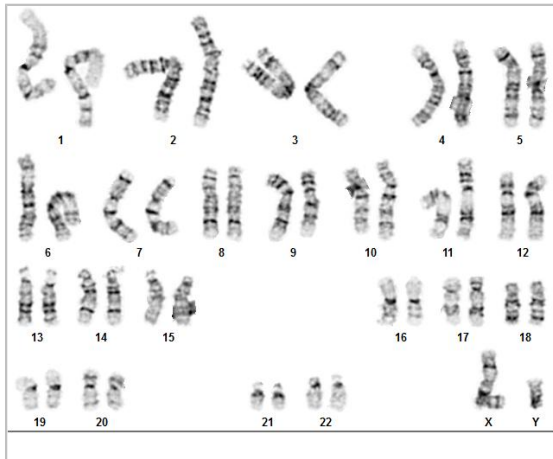
**Specimen:** iPSC

**Results:** 46,XY

**Cell Line Gender:** Male

**Reason for Testing:** routine testing

**Investigator:** [REDACTED], CDI



**Cell:** 37

**Slide:** 2

**Slide Type:** Karyotype

**Total Counted:** 20

**Total Analyzed:** 8

**Total Karyotyped:** 4

**Band Resolution:** 425 - 475

### Interpretation:

**This is a normal karyotype. No clonal abnormalities were detected at the stated band level of resolution.**

**Completed by:** [REDACTED], CG(ASCP)

**Reviewed and Interpreted by:** [REDACTED], PhD, FACMG

**A signed copy of this report is available upon request.**

**Date:** \_\_\_\_\_ **Sent By:** \_\_\_\_\_ **Sent To:** \_\_\_\_\_ **QC Review By:** \_\_\_\_\_

*Limitations: This assay allows for microscopic visualization of numerical and structural chromosome abnormalities. The size of structural abnormality that can be detected is >3-10Mb, dependent upon the G-band resolution obtained from this specimen. For the purposes of this report, band level is defined as the number of G-bands per haploid genome. It is documented here as "band level", i.e., the range of bands determined from the four karyograms in this assay. Detection of heterogeneity of clonal cell populations in this specimen (i.e., mosaicism) is limited by the number of metaphase cells examined, documented here as "# of cells counted".*

*This assay was conducted solely for listed investigator/institution. The results may not be relied upon by any other party without the prior written consent of the Director of the WiCell Cytogenetics Laboratory. The results of this assay are for research use only. If the results of this assay are to be used for any other purpose, contact the Director of the WiCell Cytogenetics Laboratory.*

*Unless otherwise mutually agreed in writing, the services provided to you hereunder by WiCell Research Institute, Inc. ("WiCell") are governed solely by WiCell's Terms and Conditions of Service, found at [www.wicell.org/privacyandterms](http://www.wicell.org/privacyandterms). Any terms you may attach to a purchase order or other document that are inconsistent, add to, or conflict with WiCell's Terms and Conditions of Service are null and void and of no legal force or effect.*