




Product Information and Testing

Product Information

Product Name	WA01
Alias	H1
Lot Number	WB16217
Depositor	University of Wisconsin – Laboratory of Dr. James Thomson
Banked by	WiCell
Thaw Recommendation	Thaw 1 vial into 3 wells of a 6 well plate
Culture Platform	Feeder Independent
	Medium: mTeSR1
	Matrix: Matrigel
Protocol	WiCell Feeder Independent Protocol
Passage Number	p23 These cells were cultured for 22 passages prior to freeze, 7 of them in mTeSR1/Matrigel. WiCell adds +1 to the passage number at freeze so that the number on the vial best represents the overall passage number of the cells at thaw.
Date Viald	12-December-2014
Vial Label	WA01 p23 WB16217
Biosafety and Use Information	Appropriate biosafety precautions should be followed when working with these cells. The end user is responsible for ensuring that the cells are handled and stored in an appropriate manner. WiCell is not responsible for damages or injuries that may result from the use of these cells. Cells distributed by WiCell are intended for research purposes only and are not intended for use in humans.

Testing Performed by WiCell


Test Description	Test Provider	Test Method	Test Specification	Result
Post-Thaw Viable Cell Recovery	WiCell	SOP-CH-305	≥ 15 Undifferentiated Colonies, ≤ 30% Differentiation and recoverable attachment after passage	Pass
Identity by STR	UW Translational Research Initiatives in Pathology Laboratory	PowerPlex 16 HS System by Promega	Consistent with known profile	Pass
Sterility	Biotest Laboratories	ST/07	Negative	Pass
Mycoplasma	WiCell	SOP-QU-004	Negative	Pass
Karyotype by G-banding	WiCell	SOP-CH-003	Expected karyotype	Pass

Date of Lot Release	Quality Assurance Approval
07-April-2015	<div style="text-align: right;">4/7/2015</div>  AMK Quality Assurance Signed by: XXXXXXXXXX

Short Tandem Repeat Analysis*



Department of Pathology and Laboratory Medicine
 TRIP Laboratory (Molecular)
<http://www.pathology.wisc.edu/research/trip>



Samples Report:

11129-STR 34.1 ng/μL
 (A260/280=1.78) ~2 million cells

Sample Name on Tube:

11129-STR

DNA Extracted by:

TRIP Lab

Requestor:

WiCell Research Institute



Sample Date: 02/27/15

Receive Date: 02/27/15


Assay Date: 03/03/15

File Name: 150318 test

Report Date: 03/19/15

STR Locus	STR Genotype Repeat #	11129-STR
FGA	16-18,18.2,19,19.2,20,20.2,21,21.2,22, 22.2, 23, 23.2, 24, 24.2, 25, 25.2, 26-30, 31.2, 43.2, 44.2,45.2, 46.2	20,24
TPOX	6-13	8,11
D8S1179	7-18	12,13
vWA	10-22	15,17
Amelogenin	X,Y	X,Y
Penta D	2.2, 3.2, 5, 7-17	10,13
CSF1PO	6-15	12,13
D16S539	5, 8-15	9,13
D7S820	6-14	8,12
D13S317	7-15	8,11
D5S818	7-16	9,11
Penta E	5-24	10,12
D18S51	8-10, 10.2, 11-13, 13.2, 14-27	17,18
D21S11	24,24.2,25,25.2,26-28,28.2,29,29.2, 30, 30.2,31, 31.2,32,32.2,33,33.2, 34,34.2,35,35.2,36-38	28,32.2
TH01	4-9,9.3,10-11,13.3	9.3,9.3
D3S1358	12-20	15,15


Comments: Based on the 11129-STR cells submitted by WiCell QA dated and received on 02/27/15, this sample (Label on Tube: 11129-STR) exactly matches the STR profile of the human stem cell line WA01 comprising 28 allelic polymorphisms across the 15 STR loci analyzed. No STR polymorphisms other than those corresponding to the human WA01 stem cell line were detected and the concentration of DNA required to achieve an acceptable STR genotype (signal/ noise) was equivalent to that required for the standard procedure (~1 ng/amplification reaction) from human genomic DNA. This result suggests that the 11129-STR sample submitted corresponds to the WA01 stem cell line and was not contaminated with any other human stem cells or a significant amount of mouse feeder layer cells. Sensitivity limits for detection of STR polymorphisms unique to either this or other human stem cell lines is ~2-5%.



3-19-15

Date

TRIP Laboratory, Molecular



03/19/15
 ram

Date

Molecular Diagnostics Laboratory

Remember to acknowledge TRIP in your publications, posters & presentations. For details, visit:
<http://www.pathology.wisc.edu/research/trip/acknowledging>

* Testing was accomplished by analysis of human genetic polymorphisms at STR loci. This methodology has not yet been approved by the FDA and is for investigational use only.

Sterility Report

Biotest Laboratories, Inc.

Making life-saving products possible

WiCell Research Institute, Inc.
WiCell Quality Assurance

BIOTEST SAMPLE # 15011040

VALIDATION # NG

TEST PURPOSE NG

PRODUCT WC007i-FX13-2-WB16523 11109
WC006i-FX11-9U-WB16522 11110
WC008i-C603-4-WB16524 11111
WC005i-FX11-7-WB16506 11112
WC-3801-2-WB16438 11113
UWWC1-DS2U-WB16352 11114
WA01-WB16217 11115
WIC03i-02-11E-WB15892 11116
IISH8i-GM07125-WB15718 11117
WC009i-FX08-01-WB16840 11118

PRODUCT LOT NA

STERILE LOT NA

BI LOT NA

STERILIZATION LOT NA

BI EXPIRATION DATE NA

STERILIZATION DATE NA

DATE RECEIVED 2015-01-22

STERILIZATION METHOD NA

TEST INITIATED 2015-01-23

SAMPLING BLDG / ROOM NA

TEST COMPLETED 2015-02-06

REFERENCE Processed according to LAB-003: Sterility Test Procedure

Ten (10) products were each divided between 40 mL TSB and 40 mL FTG. The samples were then cultured at 20-25 C and 30-35 C respectively and were monitored for a minimum of 14 days.

- USP
- BI Manufacturers Specifications
- Other

RESULTS	# POSITIVES	# TESTED	POSITIVE CONTROL	NEGATIVE CONTROL
Sterile	0	10	NA	2 Negatives

COMMENTS NA

REVIEWED BY _____ DATE 06 FEB 15

Specific test results may not be indicative of the characteristics of any other samples from the same lot or similar lots. Liability is limited to the costs of the tests.

A subsidiary of STERIS Corporation

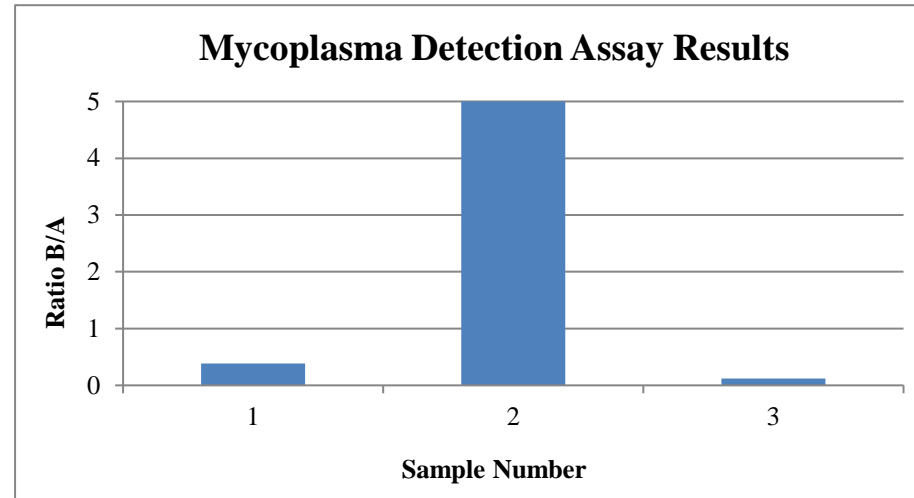


Mycoplasma Detection Assay Report

Testing Performed by WiCell
Lot Release Testing
02-13-2015

FORM SOP-QU-004.01
Version C Edition 01
Reported by: SS
Reviewed by: JB
Berthold Flash n' Glo 539

#	Sample Name	Reading A		A	Reading B		B Ave	Ratio B/A	Result	Comments/Suggestions
		RLU1	RLU2	Ave	RLU1	RLU2				
1	WA01-WB16217, 11129	149	148	148.5	60	55	57.5	0.39	Negative	
2	Positive (+) Control	257	271	264	17153	17141	17147	64.95	Positive	
3	Negative (-) Control	488	499	493.5	59	59	59	0.12	Negative	



Date Reported: Monday, February 09, 2015

Cell Line: WA01-WB16217 11129

Passage#: 24

Date of Sample: 2/2/2015

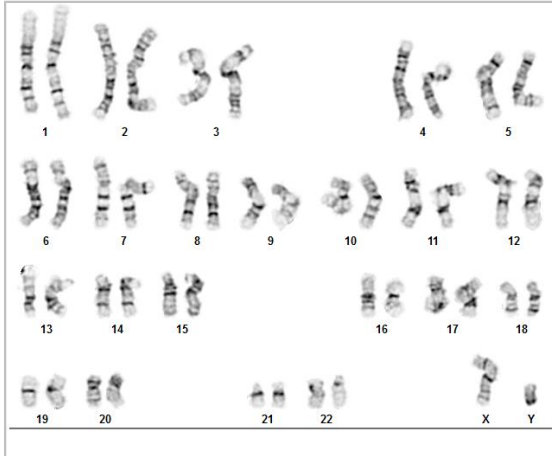
Specimen: hESC

Results: 46,XY

Cell Line Gender: Male

Reason for Testing: Lot release testing

Investigator: [REDACTED], CDM



Cell: 30

Slide: 1

Slide Type: Karyotype

Total Counted: 20

Total Analyzed: 8

Total Karyotyped: 4

Band Resolution: 425 - 475

Interpretation:

This is a normal karyotype. No clonal abnormalities were detected at the stated band level of resolution.

Completed by: [REDACTED], CG(ASCP)

Reviewed and Interpreted by: [REDACTED] PhD, FACMG

A signed copy of this report is available upon request.

Date: _____ **Sent By:** _____ **Sent To:** _____ **QC Review By:** _____

Limitations: This assay allows for microscopic visualization of numerical and structural chromosome abnormalities. The size of structural abnormality that can be detected is >3-10Mb, dependent upon the G-band resolution obtained from this specimen. For the purposes of this report, band level is defined as the number of G-bands per haploid genome. It is documented here as "band level", i.e., the range of bands determined from the four karyograms in this assay. Detection of heterogeneity of clonal cell populations in this specimen (i.e., mosaicism) is limited by the number of metaphase cells examined, documented here as "# of cells counted".

This assay was conducted solely for listed investigator/institution. The results may not be relied upon by any other party without the prior written consent of the Director of the WiCell Cytogenetics Laboratory. The results of this assay are for research use only. If the results of this assay are to be used for any other purpose, contact the Director of the WiCell Cytogenetics Laboratory.

Unless otherwise mutually agreed in writing, the services provided to you hereunder by WiCell Research Institute, Inc. ("WiCell") are governed solely by WiCell's Terms and Conditions of Service, found at www.wicell.org/privacyandterms. Any terms you may attach to a purchase order or other document that are inconsistent, add to, or conflict with WiCell's Terms and Conditions of Service are null and void and of no legal force or effect.