



Thaw and Culture Details

Cell Line Name	UCSD073i-1-4
WiCell Lot Number	WB61904
Provider	University of California, San Diego – Dr. Kelly Frazer
Banked By	WiCell
Thaw and Culture Recommendations	WiCell recommends thawing 1 vial into 5 wells of a 6 well plate.
Culture Platform	Feeder Independent
	Medium: mTeSR™1
	Matrix: Matrigel®
Protocol	WiCell Feeder Independent mTeSR™1 Protocol
Passage Number	p19 These cells were cultured for 18 passages prior to freeze and post reprogramming. WiCell adds +1 to the passage number to best represent the overall passage number of the cells at thaw.
Date Vialied	30-March-2017
Vial Label	UCSD073i-1-4 p19 WB61904
Biosafety and Use Information	Appropriate biosafety precautions should be followed when working with these cells. The end user is responsible for ensuring that the cells are handled and stored in an appropriate manner. WiCell is not responsible for damages or injuries that may result from the use of these cells. Cells distributed by WiCell are intended for research purposes only and are not intended for use in humans.

Testing Performed by WiCell

Test Description	Test Provider	Test Method	Test Specification	Result
Karyotype by G-banding	WiCell	SOP-CH-003	Expected karyotype	See Report
Post-Thaw Viable Cell Recovery	WiCell	SOP-CH-305	≥ 15 Undifferentiated Colonies, ≤ 30% Differentiation and recoverable attachment after passage	Pass
Identity by STR	UW Translational Research Initiatives in Pathology Laboratory	PowerPlex 16 HS System by Promega	Defines profile	Pass
Sterility	Steris	ST/07	Negative	Pass
Mycoplasma	WiCell	SOP-QU-004	Negative	Pass

Testing Reported by Provider

The Provider stated that some or all of the additional analyses listed below may have been performed for this cell line. For more information, publication and dbGaP links, where available, are provided on the cell line specific web page on the WiCell website.

- Illumina® HumanCoreExome BeadChip Array
- RNA-Seq
- Flow Cytometry (SSEA-4, Tra 1-81)
- Infinium® Expanded Multi-Ethnic Genotyping Array (MEGA^{EX})



Approval Date	Quality Assurance Approval
26-April-2017	<p style="text-align: right;">3/19/2018</p> <p>X JKG</p> <hr/> <p><small>JKG Quality Assurance Signed by: Gay, Jenna</small></p>

Date Reported: Monday, February 19, 2018

Cell Line: UCSD073i-1-4-WB61904 13383

Passage#: 19

Date of Sample: 2/12/2018

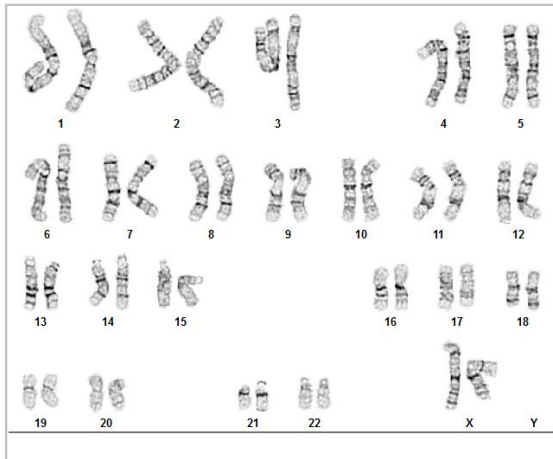
Specimen: Human IPS

Results: 46,XX

Cell Line Gender: Female

Reason for Testing: lot release testing

Investigator: [REDACTED], WiCell CDM



Cell: 19

Slide: G03

Slide Type: Karyotype

Total Counted: 20

Total Analyzed: 8

Total Karyogrammed: 4

Band Resolution: 475 - 525

Interpretation:

This is a normal karyotype. No clonal abnormalities were detected at the stated band level of resolution.

Completed by: [REDACTED], CG(ASCP)

Reviewed and Interpreted by: [REDACTED], PhD, FACMG

A signed copy of this report is available upon request.

Date: _____ **Sent By:** _____ **Sent To:** _____ **QC Review By:** _____

Limitations: This assay allows for microscopic visualization of numerical and structural chromosome abnormalities. The size of structural abnormality that can be detected is >3-10Mb, dependent upon the G-band resolution obtained from this specimen. For the purposes of this report, band level is defined as the number of G-bands per haploid genome. It is documented here as "band level", i.e., the range of bands determined from the four karyograms in this assay. Detection of heterogeneity of clonal cell populations in this specimen (i.e., mosaicism) is limited by the number of metaphase cells examined, documented here as "# of cells counted".

This assay was conducted solely for listed investigator/institution. The results may not be relied upon by any other party without the prior written consent of the Director of the WiCell Cytogenetics Laboratory. The results of this assay are for research use only. If the results of this assay are to be used for any other purpose, contact the Director of the WiCell Cytogenetics Laboratory.

Unless otherwise mutually agreed in writing, the services provided to you hereunder by WiCell Research Institute, Inc. ("WiCell") are governed solely by WiCell's Terms and Conditions of Service, found at www.wicell.org/privacyandterms. Any terms you may attach to a purchase order or other document that are inconsistent, add to, or conflict with WiCell's Terms and Conditions of Service are null and void and of no legal force or effect.

Sample Report:

13383-STR

Sample Name on Tube: 13383-STR

93.8 ng/μL, (A260/280=1.85)

Sample Type: Cells**Cell Count:** ~2 million cells**Requestor:**

WiCell Research Institute

Quality Department

Sample Date: N/A**Receive Date:** 02/19/18**Assay Date:** 02/20/18**File Name:** STR 180221 wmr**Report Date:** 02/26/18

STR Locus	STR Genotype Repeat #	STR Genotype
FGA	16-18,18.2,19,19.2,20,20.2,21,21.2,22, 22.2, 23, 23.2, 24, 24.2, 25, 25.2, 26-30, 31.2, 43.2, 44.2,45.2, 46.2	Identifying information has been redacted to protect donor confidentiality. If more information is required, please, contact WiCell's Technical Support .
TPOX	6-13	
D8S1179	7-18	
vWA	10-22	
Amelogenin	X,Y	
Penta_D	2.2, 3.2, 5, 7-17	
CSF1PO	6-15	
D16S539	5, 8-15	
D7S820	6-14	
D13S317	7-15	
D5S818	7-16	
Penta_E	5-24	
D18S51	8-10, 10.2, 11-13, 13.2, 14-27	
D21S11	24,24.2,25,25.2,26-28,28.2,29,29.2, 30, 30.2,31, 31.2,32,32.2,33,33.2, 34,34.2,35,35.2,36-38	
TH01	4-9,9.3,10-11,13.3	
D3S1358	12-20	


Results: Based on the 13383-STR cells submitted by WiCell QA dated and received on 02/19/18, this sample (Label on Tube: 13383-STR) defines the STR profile of the human stem cell line UCSD073i-1-4 comprising 27 allelic polymorphisms across the 15 STR loci analyzed.

Interpretation: No STR polymorphisms other than those corresponding to the human UCSD073i-1-4 stem cell line were detected and the concentration of DNA required to achieve an acceptable STR genotype (signal/noise) was equivalent to that required for the standard procedure (~1 ng/amplification reaction) from human genomic DNA. This result suggests that the 13383-STR sample submitted corresponds to the UCSD073i-1-4 stem cell line and was not contaminated with any other human stem cells or a significant amount of mouse feeder layer cells.


Sensitivity: Sensitivity limits for detection of STR polymorphisms unique to either this or other human stem cell lines is ~2-5%.



Digitally Signed on 02/26/18

 BA
TRIP Laboratory, Molecular

Digitally Signed on 02/26/18

, PhD, Director / Co-Director
UWHC Molecular Diagnostics Laboratory / UWSMPH TRIP Laboratory

Native Product Sterility Report



WiCell
405 S Rosa Rd, Rm 101
Madison, WI 53719

SAMPLE #: 17100977
DATE RECEIVED: 12-Oct-17
TEST INITIATED: 13-Oct-17
TEST COMPLETED: 27-Oct-17

SAMPLE NAME / DESCRIPTION: WC012i-CMT2A-1.3-WB66646 12956
UCSD107i-2-6-WB54783 12967
UCSD108i-2-7-WB57089 12968
UCSD112i-2-11-WB60391 12969
UCSD080i-1-13-WB63464 12970
UCSD071i-1-2-WB63465 12971
UCSD072i-1-3-WB61823 12972
UCSD073i-1-4-WB61904 12973
UCSD074i-1-5-WB57577 12974
UCSD075i-1-6-WB63468 12975

UNIQUE IDENTIFIER: NA
PRODUCT REGISTRATION: Other: Human iPS cells

TEST RESULTS:

# Tested	# Positives (Growth)	- Control
10	0	2 Negatives

TEST SUMMARY:

# Samples	Media Type	Volume (mL)	Incubation Temperature (° C)	Incubation Duration (Days)
10	TSB	40	20-25	14
10	FTG	40	30-35	14

REFERENCE: Processed according to LAB-003: Sterility Test Procedure
METHOD VALIDATION / PD #: 000053
TEST METHODOLOGY: USP - Direct Transfer

COMMENTS: NA

REVIEWED BY *D. Rosad*

DATE 30 OCT 17

Specific test results may not be indicative of the characteristics of any other samples from the same lot or similar lots. This test report shall not be reproduced, except in full, without prior written approval. Liability is limited to the costs of the tests.



Mycoplasma Detection Assay Report

Testing Performed by WiCell

Lot Release Testing

February 15, 2018

FORM SOP-QU-004.01

Version G Edition 02

Reported by: AP

Reviewed by: JB

BD Monolight 180

#	Sample Name	Reading A			Reading B			Ratio B/A	Result	Comments/Suggestions
		RLU1	RLU2	Ave	RLU1	RLU2	Ave			
1	UCSD073i-1-4-WB61904 13383	268	274	271	107	111	109	0.40	Negative	
2	Positive (+) Control	360	381	370.5	14525	14630	14578	39.35	Positive	
3	Negative (-) Control	611	629	620	69	63	66	0.11	Negative	

